



**SIERRA VISTA HOSPITAL GOVERNING BOARD  
REGULAR MEETING  
Elephant Butte Lake RV Resort Center  
4-28-26**



**TABLE OF CONTENTS**

Agenda.....	GB 1-4
March 24, 2026 Regular Meeting Minutes.....	GB 5-9
March Financial Analysis.....	FC 4
Key Statistics March.....	FC 5
Statistics by Month.....	FC 6
12 Month Statistics.....	FC 7
Detailed Stats by Month.....	FC 8-9
March Volume Trends.....	FC 10
March Income Statement.....	FC 11
Income Statement by Month.....	FC 12
12 Month Income Statement.....	FC 13
March Balance Sheet.....	FC 14
Balance Sheet by Month.....	FC 15
March Financial Trends.....	FC 16
Medicare Reserves report.....	FC 17
Investment Report.....	FC 18-19
SCRDA Service Agreement.....	FC 20-26
HR Report.....	GB 10-13
CNO Report.....	GB 14
CEO Report.....	GB 15

*Closed session items will be handed out in closed session.*



**AGENDA FOR SIERRA VISTA HOSPITAL  
GOVERNING BOARD MEETING AT  
ELEPHANT BUTTE LAKE RV  
EVENT CENTER**

**April 28, 2026**

**12:00pm**

**MISSION STATEMENT:** Provide high quality, highly reliable and medically proficient healthcare services to the citizens of Sierra County.

**VISION STATEMENT:** Become the trusted, respected, and desired destination for the highest quality of healthcare in the state of New Mexico; exceed compliance and quality expectations and improve the quality life for our patients and community.

**VALUES:** Stewardship. Honest. Accountable. Respect. Professional. Kindness. Integrity. Trust.

**GUIDING PRINCIPLES:** High quality for every patient, every day.

**TIME OF MEETING:** 12:00pm

**PURPOSE:** Regular

**ATTENDEES:**

**County:**

Bruce Swingle, **Vice Chair**  
Jesus Baray, Member

**City:**

Greg D'Amour, **Secretary**  
Edna Trager, Member

**Village of Williamsburg:**

Serina Bartoo, **Chairperson**

**Ex-Officio:**

Shauna Cameron, CEO  
Amanda Cardona, VCW  
Amber Vaughn, CM, SC  
Gary Whitehead, CM, TorC  
Jim Paxon, JPC Chair

**Support Staff:**

Ming Huang, CFO  
Heather Milton, HR  
Zach Heard, PXO, Compliance  
Gera Johnson, Quality & Risk  
Sheila Adams, CNO

**Ovation:** Erika Sundrud

<b>AGENDA</b>	<b>PRESENTER</b>	<b>ACTION REQUIRED</b>
<b>1. Call to Order</b>	Serina Bartoo, Chair	
<b>2. Pledge of Allegiance</b>	Serina Bartoo, Chair	
<b>3. Roll Call</b>	Jennifer Burns, Recorder	Quorum Determination
<b>4. Approval of Agenda</b> "Are there any items on this agenda that could cause a potential conflict of interest for any Governing Board member?"	Serina Bartoo, Chair	Amend/ Action
<b>5. Approval of Minutes</b> A. March 24, 2026 Regular meeting	Serina Bartoo, Chair	Amend/ Action
<b>6. Public Input – 3-minute limit</b>		
<b>7. Old Business</b> None	Serina Bartoo, Chair	
<b>8. New Business</b> A. Introduction of Quality and Experience of Care Team 1. Gina Lehman and Karen lasuone	Erika Sundrud, Ovation	Information
<b>9. Finance Committee-</b> Bruce Swingle, Chairperson A. March Financial Report- Ming Huang, CFO B. Quarterly Investment Report – Ming Huang, CFO C. SCRDA Service Agreement – Shauna Cameron, CEO		Action Information Action
<b>10. Board Quality/ Compliance Committee-</b> Greg D'Amour, Chairperson No open session reports		
<b>11. Administrative Reports</b> A. Human Resources B. CNO Report C. CEO Report D. Governing Board	Heather Milton, HR Director Sheila Adams, CNO Shauna Cameron, CEO Serina Bartoo, Chair	Report Report Report Report

**Motion to close the meeting:**

**12. Executive Session** – In accordance with Open Meetings Act, **NMSA 1978, Chapter 10, Article 15, Section 10-15-1 (H) 2, 7 and 9 including credentialing under NM Review Organization Immunity Act, NMSA Section 41-2E (8) and 41-9-5** the Governing Board will vote to close the meeting to discuss the following items:

*Order of business to be determined by Chairperson-*

**10-15-1 (H) 2 – Limited Personnel Matters**

A. Privileges-

Shauna Cameron

**RadPartners 2-year Reappointments:**

David Pilkinton, MD

Eduardo Quinones, MD

Linda Petrovich, MD

**Terms:**

- Juan Mena, MD termed 3/23/2026
- Ryan Geracimos, MD termed 3/25/26
- Roni Sharon, MD
- Omkar Vaidya, MD

**10-15-1 (H) 7 – Attorney Client Privilege/ Pending Litigation**

A. Risk Report

Gera Johnson

**10-15-1 (H) 9 – Public Hospital Board Meetings**

A. Ovation Report to Board

Erika Sundrud

B. Quarterly Quality Report

Gera Johnson

C. Quarterly Compliance Report

Zach Heard

D. Quarterly Patient Experience Report

Zach Heard

E. Joint Conference Committee Report

Greg D'Amour

F. CEO Discussion with Board

Shauna Cameron

**Roll call vote to close meeting:**

**13. Re-open meeting** – As required by **Section 10-15-1 (J), NMSA 1978** matters discussed in executive session were limited to only those items specified in the motion to close the meeting.

**10-15-1 (H) 2 – Limited Personnel Matters**

A. Privileges-

Action

**RadPartners 2-year Reappointments:**

David Pilkinton, MD

Eduardo Quinones, MD

Linda Petrovich, MD

**Terms:**

- Juan Mena, MD termed 3/23/2026
- Ryan Geracimos, MD termed 3/25/26
- Roni Sharon, MD
- Omkar Vaidya, MD

**10-15-1 (H) 7 – Attorney Client Privilege/ Pending Litigation**

A. Risk Report

Report

**10-15-1 (H) 9 – Public Hospital Board Meetings**

A. Ovation Report to Board

Report

B. Quarterly Quality Report

Report

C. Quarterly Compliance Report

Report

D. Quarterly Patient Experience Report

Report

E. Joint Conference Committee Report

Report

F. CEO Discussion with Board

Discussion

**14. Other**

Next meeting – May 26, 2026 (Day after Memorial Day)

**15. Adjournment**

Action



## SIERRA VISTA HOSPITAL GOVERNING BOARD REGULAR MEETING MINUTES

March 24, 2026

12:00pm

Elephant Butte Lake RV Event Center

1. The Governing Board of Sierra Vista Hospital met March 24, 2026 at Elephant Butte Lake RV Resort Event Center for a regular meeting. Serina Bartoo, Chairperson, called the meeting to order at 12:00.

2. Pledge of Allegiance –

3. Roll call – Jennifer Burns, Recording Secretary:

**County:**

Bruce Swingle, Vice Chair, Present  
Jesus Baray, Present

**City:**

Greg D'Amour, Secretary, Present  
Edna Trager, Present

**Village of Williamsburg:**

Serina Bartoo, Chair, Present

*There is a quorum of voting Governing Board members!*

**Ex-Officio:**

Shauna Cameron, CEO, P  
Amanda Cardona, VCW, A  
Amber Vaughn, CM, A  
Gary Whitehead, CM, TorC, A  
Jim Paxon, JPC Chair, A  
Deb Stubblefield, JPC Vice Chair, P

**Support Staff:**

Ming Huang, CFO, P  
Sheila Adams, CNO, A  
Heather Milton, HR, P  
Zach Heard, PXO, P  
Dr. Sonia Seuffer, COS, A  
Gera Johnson, Quality and Risk, P

**Ovation:**

Erika Sundrud, P

**4. Approval of Agenda**

Serina Bartoo, Chair

Jesus Baray motioned approval of the agenda. Greg D'Amour seconded. Motion carried unanimously.

"Are there any items on this agenda that could cause a potential conflict of interest for any Governing Board member?"

None

**5. Approval of Minutes**

Serina Bartoo, Chair

A. March 12, 2026 Special Meeting

B. February 24, 2026 Regular Meeting

Bruce Swingle motioned approval of the March and February minutes. Jesus Baray seconded. Motion carried unanimously.

**6. Public Input – None**

**7. Old Business**

Serina Bartoo, Chair

A. Bylaws – Serina Bartoo asked that the Bylaws Committee review the changes made at the February meeting for accuracy and consider the addition of the paragraph regarding contracts. Once this has been done, the final Bylaws will be sent to Deb Mann for review.

**8. New Business**

A. Medical Staff Report - Dr. Sonia Seufer was not available for the meeting today. No report.

**9. Finance Committee- Bruce Swingle, Chairperson**

A. February Financial Report – Bruce Swingle stated that the Finance Committee did meet this morning and reviewed the most excellent February Financial Report. Ming Huang, CFO, directed board members to page FC 8 of the packet. Total patient days in February were 127, one day less than January. There were 855 outpatient visits, 31 more than January. The RHC had 649 visits, 54 less than January and the ER had 650 visits, 53 less than January. Total days cash on hand at the end of February were 187 which equals \$16,963,492. Account receivable net days were 39 and accounts payable days were 15. February is a short month with 28 days. The clinic was open 22 days in February.

Acute patient days decreased but swing bed patient days increased. The ambulance service had 236 ALS/BLS runs, 191 911 calls and 45 transfers. Laboratory visits decreased, Physical Therapy increased and most services in radiology increased.

Bruce Swingle pointed out that we only transfer less than 10% of the patients that come to our ER. 90% of the patients who come to our ER are treated at our ER and provided very good care.

Ming continued with the income statement on page FC 12. Gross patient revenue was \$4,887,668. Contract allowance is lower due to the \$213,000 cost report payable that was actually a receivable. It was recorded incorrectly in January and reversed in February. Net patient revenue was \$3,088,170. Other operating revenue included \$749,027 HDAA receivable. Non-operating revenue includes \$39,871 from a trauma grant and \$10,000 for the Safe Haven Baby Box. Total operating revenue was \$4,310,637. Total operating expenses were \$2,406,626. Contract services were lower because we received the cyber insurance claim payment of \$63,950 and we have a decrease in agency and contract employees.

We ended the month with EBITDA of \$1,904,011 which is a 44% margin. Year to date, EBITDA is \$7,377,890 which is a 25% margin.

At the end of February, we had \$16,963,492 in the bank. EBITDA is in the green on the finance dashboard report. Payroll expenses are higher than budget and is in the red because we have less agency/ contracts and more SVH employees. Contract services is in the green. Under operations, we have lower patient days in acute and swing bed and lower visits to the clinic and outpatient services year to date compared to the budget.

Bruce Swingle motioned based on the recommendation of the Finance Committee, approval of the February Financial report. Edna Trager seconded. Motion carried unanimously.

**10. Board Quality/ Compliance Committee- Greg D'Amour, Chairperson**

A. CMS Quality Innovation Participation – Greg D'Amour stated that the Board Quality Committee met on Monday and reviewed the CMS Quality Innovation program. Shauna Cameron explained that this is a free, five-year program that will help us with RCA (route cause analysis) reports and provide educational pieces for a total of 40 credit hours.

**11. Joint Conference Committee- Greg D'Amour**

A. First meeting to be held April 14, 2026. Greg D'Amour reported that Shauna has met with medical staff and they have selected their representatives for this committee. The first meeting will establish where we are, what we need to accomplish and how we will move forward. The JCC will act as the liaison between the medical staff and the Governing Board. We will push for quality and safety and strategy for the hospital.

**12. Administrative Reports**

A. Human Resources - Heather Milton, HR Director. One of our contract nurses has become an employee of SVH, which is helping contract numbers trend down. Agency staffing, over the last eight months, is down 4.6%. Contract is down 1.7%, full-time is up 8.8%, independent contractors are up 0.9%, part-time is down 1.1%, PRN is stable, temporary is down 2.5% and overall utilized FTE is down 5.4%. We have a respiratory therapist being interviewed to help fill our vacancies. We have contracted with Clinical Strategy Partners to place a physician and licensed clinical social worker. Our turnover rate is 6.9%.

The SVH Master Personnel Policy sections approved by the board have been implemented and orientation sessions with leadership are wrapping up. The next orientation phase will focus on staff. The second-stage release of additional policy sections is targeted for completion by April 30, 2026.

The employee satisfaction survey results have been completed. Exit interview surveys are now a standard process. In process improvements include job description updates and evaluating current HR compliance with Joint Commission's 2026 National Performance Goals 11 & 12.

B. CNO Report - Sheila Adams, CNO. Shauna Cameron gave this report in Sheila's absence. We have an increase in nursing unit patients including swing bed patients. Infection prevention has started a campaign to increase compliance with hand hygiene. Outpatient infusions have increased averaging three to four per week. The antibiotic resistance project is going well however we do not have a projected completion date. We did apply to CMS for an exemption for 2026.

C. CEO Report - Shauna Cameron, CEO, we are bringing in deescalation training for staff through a third-party using funds from a behavioral health grant. There was a three-day workshop in Socorro regarding the SB3 bill which is a grant for behavioral health in region seven. The effort will focus on working together within the four counties that make up region seven instead of competing for the funds

individually. We came up with five priority buckets which includes behavioral health service expansion, community wellness, prevention and stigma reduction, housing, transportation and basic needs, workforce development and youth engagement, mentoring and access to school based behavioral health services.

Amanda Williams will be starting on June 15<sup>th</sup> in the walk-in clinic.

The blessing for the Safe Haven Baby Box will be on April 21<sup>st</sup>. Our legislators will attend and it will be held at 1:00. Board self evals will come out before the next board meeting in April.

D. Governing Board - Serina Bartoo, Chair. KUDOS to our EMS! We are so blessed to have great employees. EMS was at the two-day gymkhana event for the kids. They are very present in our community.

**Motion to close the meeting:**

Greg D'Amour motioned to close the meeting. Jesus Baray seconded. Serina Bartoo read the following:

**13. Executive Session** – In accordance with Open Meetings Act, **NMSA 1978, Chapter 10, Article 15, Section 10-15-1 (H) 2, 7 and 9 including credentialing under NM Review Organization Immunity Act, NMSA Section 41-2E (8) and 41-9-5** the Governing Board will vote to close the meeting to discuss the following items:

*Order of business to be determined by Chairperson-*

**10-15-1 (H) 2 – Limited Personnel Matters**

- A. Privileges- Shauna Cameron
- RP Two-year reappointment-**
- Alan Osumi, MD
- Joseph Couvillon, MD

**10-15-1 (H) 7 – Attorney Client Privilege/ Pending Litigation**

- A. Risk Report Gera Johnson
- B. Elephant Butte GRT Repayment Plan Shauna Cameron

**10-15-1 (H) 9 – Public Hospital Board Meetings**

- A. Ovation Report to Board Erika Sundrud
  - i. Board Self Evaluations
- B. Master Facility Plan Shauna Cameron
- C. CEO Discussion with Board Shauna Cameron

**Roll call vote to close meeting:**

Bruce Swingle – Y	Jesus Baray – Y	
Edna Trager – Y	Greg D'Amour – Y	Serina Bartoo - Y

**14. Re-open meeting** – As required by **Section 10-15-1 (J), NMSA 1978** matters discussed in executive session were limited to only those items specified in the motion to close the meeting.

**10-15-1 (H) 2 – Limited Personnel Matters**

A. Privileges-

**RP Two-year reappointment-**

Alan Osumi, MD

Joseph Couvillon, MD

**Greg D'Amour motioned to approve the RP two-year reappointments. Edna Trager seconded. Motion carried unanimously.**

**10-15-1 (H) 7 – Attorney Client Privilege/ Pending Litigation**

A. Risk Report – No action

B. Elephant Butte GRT Repayment Plan

**Greg D'Amour motioned to accept the repayment plan as presented. Bruce Swingle seconded. Motion carried by majority with Jesus Baray voting no.**

**10-15-1 (H) 9 – Public Hospital Board Meetings**

A. Ovation Report to Board – No action

i. Board Self Evaluations – No action

B. Master Facility Plan - No action

C. CEO Discussion with Board – No action

**15. Other**

Next meeting – April 28, 2026 at 12:00. Finance Committee will meet April 28<sup>th</sup> at 11:00 and Board Quality will meet April 27<sup>th</sup> at 10:00. There will be a strategic planning workshop on May 20<sup>th</sup> at 8:30.

**16. Adjournment**

**Greg D'Amour motioned to adjourn. Jesus Baray seconded. Motion carried unanimously.**

\_\_\_\_\_  
Jennifer Burns, Recording Secretary

\_\_\_\_\_  
Serina Bartoo, Chairperson

\_\_\_\_\_  
Approved



## **Financial Analysis**

**March 31<sup>st</sup>, 2026**

**Days Cash on Hand** for March 2026 are 209 which equals \$18,891,891

**Accounts Receivable Net** days are 37

**Accounts Payable** days are 18

### **Hospital Excess Revenue over Expense**

The **Net Income** for the month of March was \$665,554 vs. a Budget Income of \$317,982.

**Hospital Gross Revenue** for March was \$5,662,278 or \$166,030 more than the budget. Patient Days were 142 – 15 more than February, Outpatient visits were 929 – 74 more than February. RHC visits were 614 – 35 less than February and ER visits were 713 – 63 more than February.

**Revenue Deductions** for March were \$2,921,190.

**Other Operating Revenue** was \$677,362, including \$648,393 Healthcare Delivery Access Act (HDAA) receivable.

**Non-Operating Revenue** was \$378,865.

**Hospital Operating Expenses** for March were \$2,688,130. Supplies and Contract Services were lower than budget.

**EBITDA** for March was \$1,109,185 vs. a Budget of \$774,985. YTD EBITDA is \$8,487,075 vs. a Budget of \$6,849,872.

The **Bond Coverage Ratio** in March was 506% vs. an expected ratio of 130%.

Sierra Vista Hospital  
KEY STATISTICS  
March 31, 2026

MONTH				BENCHMARK RANGE				YEAR TO DATE			
Actual	Budget	Variance to	Prior Year	QHR 75th	QHR 50th	QHR 25th	Actual	Budget	Variance to	Prior Year	Variance to
3/31/26	3/31/26	Budget	3/31/25				3/31/26	3/31/26	Budget	03/31/25	Prior Year
<b>DESCRIPTION</b>											
<b>Growth</b>											
Net Patient Revenue Growth Rate											
Admissions											
27	33	(6)	32	6%	5%	6%	-1%	297	(53)	244	244
2	3	(1)	-	675	390	675	244	27	(9)	18	25
29	36	(7)	32	751	445	751	262	324	(62)	269	(7)
4.9	3.1	1.8	3.2	3.3	4.0	3.3	3.5	3.1	0	3.7	(0.27)
142	112	30	101	40,845	23,550	40,845	906	1,008	(102)	1,004	(98)
929	943	(14)	864	17,340	14,112	17,340	7,861	8,487	(626)	8,712	(851)
614	755	(141)	670	7,782	6,018	7,782	5,826	6,795	(969)	6,832	(1,006)
713	737	(24)	777	10%	6%	10%	6,316	6,633	(317)	6,600	(284)
4%	4%	-0.7%	4%				4%	4%	-1%	4%	0%
<b>Profitability</b>											
29%	15%	14%	52%	7%	4%	7%	26%	15%	11%	15%	11%
18%	15%	3%	46%	2%	2%	2%	14%	15%	-1%	4%	10%
52%	46%	6%	52%	47%	50%	47%	55%	46%	9%	58%	-3%
10%	2%	8%	9%	2%	6%	2%	10%	2%	8%	9%	0%
96%	96%	96%	96%	83%	78%	83%	96%	96%	8%	96%	0%
\$ 7,810	\$ 5,431	\$ 2,379	\$ 5,431	Gross Patient Revenue/Adjusted Admission			\$ 7,810	\$ 5,431		\$ 5,431	\$ 2,379
\$ 3,781	\$ 3,431	\$ 350	\$ 3,431	Net Patient Revenue/Adjusted Admission			\$ 3,781	\$ 3,431		\$ 3,431	\$ 350
44%	40%	4%	34%	Salaries % Net Pt Rev	40%	35%	48%	40%	8%	46%	2%
8%	7%	1%	6%	Benefits % Net Pt Rev	12%	11%	9%	7%	2%	8%	1%
6%	8%	-2%	7%	Supplies % Net Pt Rev	13%	10%	8%	8%	0%	9%	-1%
<b>Cash and Liquidity</b>											
209				236	106	236	209			187	22
62				47	57	47	62			63	(1)
37				41	53	41	37			39	(2)
18				30	35	30	18			15	3
9.5				4.3	2.6	4.3	9.5			9.8	(0.3)

Sierra Vista Hospital  
 STATISTICS by Month  
 March 31, 2026  
 (SUBJECT TO AUDIT)

Description	Month Ending	Month Ending	Month Ending	Month Ending	Month Ending	Month Ending	Month Ending	Month Ending	Month Ending	Month Ending	Month Ending	Month Ending	Month Ending	Month Ending	Month Ending	Month Ending	Month Ending	
	5/30/2026	5/31/2026	2/28/2026	1/31/2026	12/31/2025	11/30/2025	10/31/2025	9/30/2025	8/31/2025	7/31/2025	7/31/2025	7/31/2025	7/31/2025	7/31/2025	7/31/2025	7/31/2025	7/31/2025	
<b>Admissions</b>																		
Acute		27	32	29	40	31	29	29	19	21	21	19	29	19	21	21	16	16
Swing		2	4	2	-	1	2	2	2	4	4	2	2	2	4	4	1	1
<b>Total Admissions</b>		29	36	31	40	32	31	31	21	25	25	21	31	21	25	25	17	17
ALOS (acute and swing)		4.9	3.5	4.1	2.5	3.3	3.2	3.2	2.9	3.8	3.8	2.9	3.2	2.9	3.8	3.0	3.0	3.0
Patient Days (acute and swing)		142	127	128	98	106	98	98	61	95	95	61	98	61	95	95	51	51
Outpatient Visits		929	855	824	807	669	935	935	950	886	886	950	669	950	886	1,006	1,006	1,006
Rural Health Clinic Visits		614	649	703	568	525	669	669	701	701	701	701	669	701	701	696	696	696
ER Visits		713	650	703	845	631	704	704	624	726	726	624	704	624	726	720	720	720
ER Visits Conversion to Acute Admissions	#DIV/0!	4%	5%	4%	5%	5%	4%	4%	3%	3%	3%	4%	4%	3%	3%	2%	2%	2%
<b>Clinic Visits</b>																		
RHC & Walk-In		614	649	703	568	525	669	669	701	701	701	701	669	701	701	696	696	696
Behavioral Health		348	304	308	301	254	349	349	318	312	312	318	349	318	312	299	299	299
<b>Total Visits</b>		962	953	1,011	869	779	1,018	1,018	1,019	1,013	1,013	1,019	1,018	1,019	1,013	995	995	995
<b>Profitability</b>																		
EBITDA % Net Rev	#DIV/0!	29%	44%	10%	30%	28%	0%	0%	29%	22%	22%	29%	0%	22%	22%	27%	27%	27%
Operating Margin %	#DIV/0!	18%	34%	-3%	20%	16%	-15%	-15%	16%	10%	10%	16%	-15%	10%	10%	15%	15%	15%
Rev Ded % Net Rev	#DIV/0!	52%	37%	61%	51%	57%	67%	67%	47%	60%	60%	47%	67%	60%	60%	60%	60%	60%
Bad Debt % Net Pt Rev	#DIV/0!	10%	4%	17%	7%	10%	13%	13%	4%	13%	13%	4%	13%	13%	13%	12%	12%	12%
Outpatient Revenue %	#DIV/0!	96%	96%	96%	97%	97%	96%	96%	98%	97%	97%	98%	96%	98%	97%	98%	98%	98%
Gross Patient Revenue/Adjusted Admission	#DIV/0!	\$ 7,810	\$ 5,431	\$ 6,315	\$ 4,236	\$ 4,444	\$ 6,807	\$ 5,109	\$ 6,874	\$ 6,874	\$ 6,874	\$ 5,109	\$ 6,807	\$ 6,874	\$ 6,874	\$ 6,879	\$ 6,879	\$ 6,879
Net Patient Revenue/Adjusted Admission	#DIV/0!	\$ 3,781	\$ 3,431	\$ 2,475	\$ 2,082	\$ 1,928	\$ 2,264	\$ 2,722	\$ 2,722	\$ 2,774	\$ 2,774	\$ 2,722	\$ 2,264	\$ 2,722	\$ 2,774	\$ 2,745	\$ 2,745	\$ 2,745
Salaries % Net Pt Rev	#DIV/0!	44%	33%	65%	40%	50%	76%	76%	40%	48%	48%	40%	76%	48%	48%	55%	55%	55%
Benefits % Net Pt Rev	#DIV/0!	8%	7%	14%	8%	7%	14%	14%	8%	10%	10%	8%	14%	10%	10%	9%	9%	9%
Supplies % Net Pt Rev	#DIV/0!	6%	6%	11%	8%	8%	12%	12%	6%	9%	9%	6%	12%	9%	9%	8%	8%	8%
<b>Cash and Liquidity</b>																		
Days Cash on Hand		209	187	175	189	159	154	154	158	139	139	158	154	139	139	117	117	117
A/R Days (Gross)		62	63	68	62	66	61	61	65	64	64	65	61	65	64	65	65	65
A/R Days (Net)		37	39	49	37	41	37	37	44	42	42	44	37	44	42	44	44	44
Days in AP		18	15	16	14	19	19	19	24	28	28	24	19	24	28	22	22	22
Current Ratio	#DIV/0!	9.5	9.8	8.3	9.7	9.5	8.0	8.0	8.2	8.2	8.2	8.0	9.5	8.2	8.2	8.8	8.8	8.8

Sierra Vista Hospital  
 TWELVE MONTH STATISTICS  
 March 31, 2026  
 (SUBJECT TO AUDIT)

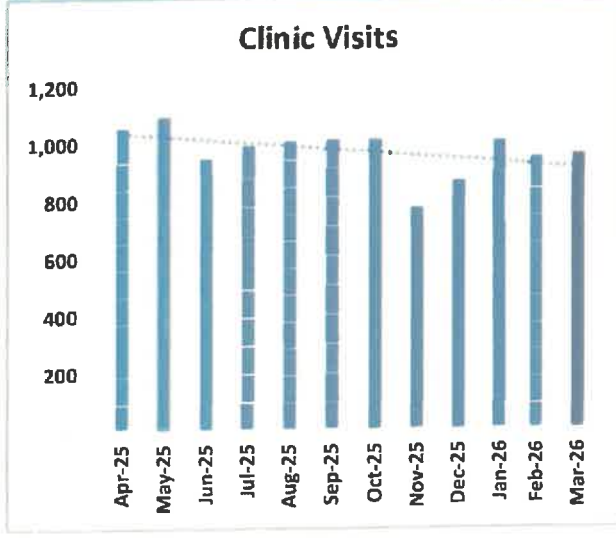
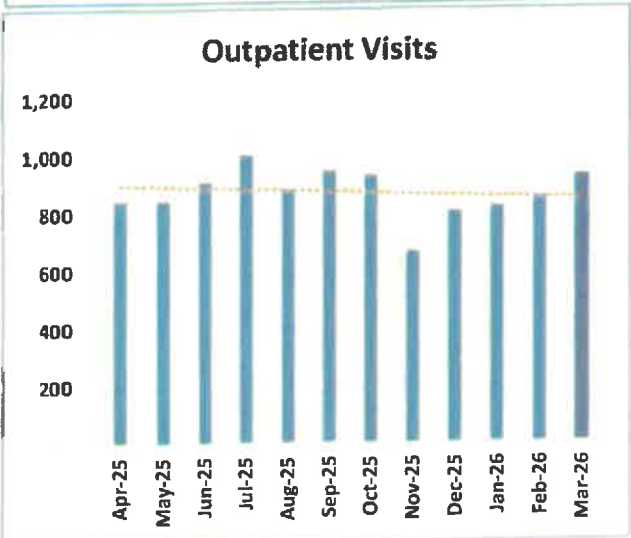
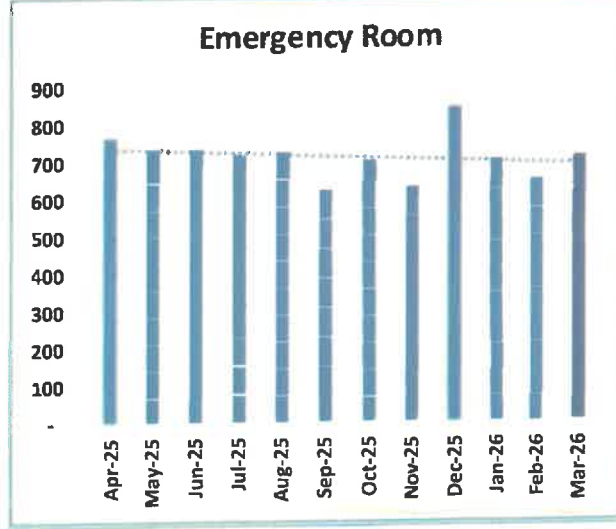
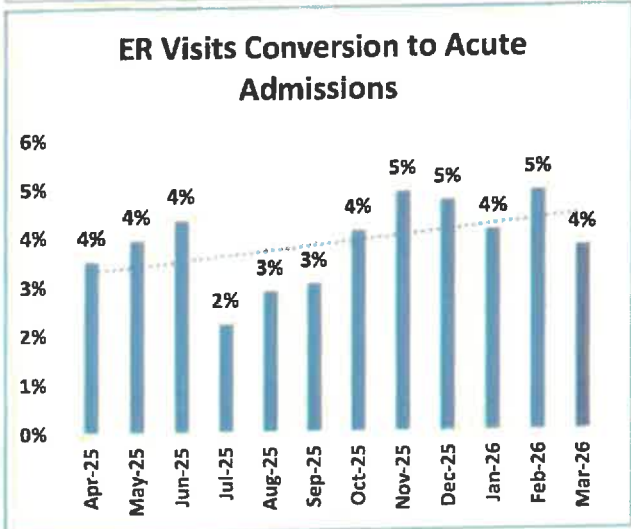
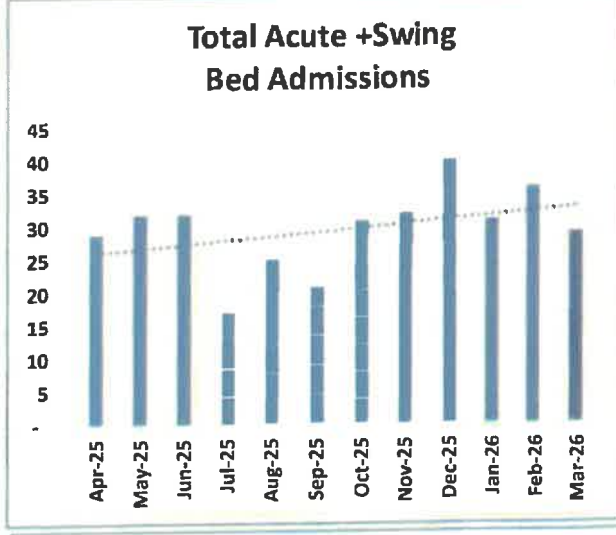
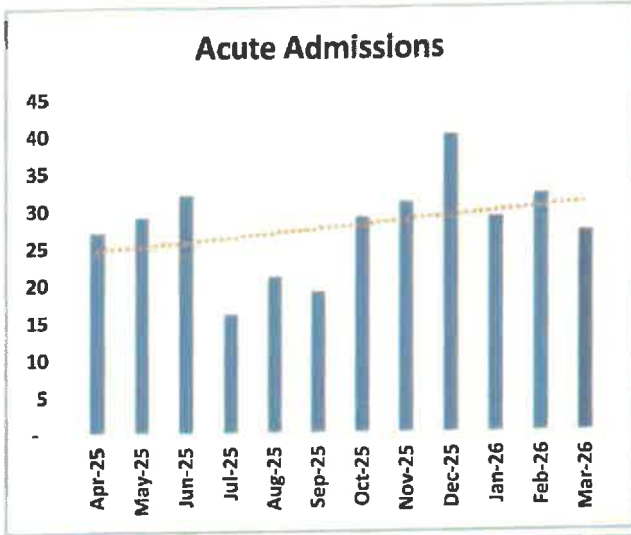
Description	Month	Month	Month	Month	Month	Month	Month	Month	Month	Month	Month	Month
	Ending	Ending	Ending	Ending	Ending	Ending	Ending	Ending	Ending	Ending	Ending	Ending
	3/31/2026	2/28/2026	1/31/2026	12/31/2025	11/30/2025	10/31/2025	9/30/2025	8/31/2025	7/31/2025	6/30/2025	5/31/2025	4/30/2025
<b>Admissions</b>												
Acute	27	32	29	40	31	29	19	19	21	16	32	27
Swing	2	4	2	-	1	2	2	2	4	1	-	2
<b>Total Admissions</b>	<b>29</b>	<b>36</b>	<b>31</b>	<b>40</b>	<b>32</b>	<b>31</b>	<b>21</b>	<b>21</b>	<b>25</b>	<b>17</b>	<b>32</b>	<b>29</b>
ALOS (acute and swing)	4.9	3.5	4.1	2.5	3.3	3.2	2.9	2.9	3.8	3.0	2.9	3.9
Patient Days (acute and swing)	142	127	128	98	106	98	61	61	95	51	92	113
Outpatient Visits	929	855	824	807	669	935	950	886	886	1,006	913	847
Rural Health Clinic Visits	614	649	703	568	525	669	701	701	701	696	673	741
ER Visits	713	650	703	845	631	704	624	624	726	720	735	768
ER Visits Conversion to Acute Admissions	4%	5%	4%	5%	5%	4%	3%	3%	3%	2%	4%	4%
<b>Clinic Visits</b>												
RHC & Walk-in	614	649	703	568	525	669	701	701	701	696	673	741
Behavioral Health	348	304	308	301	254	349	318	312	312	299	279	319
<b>Total Visits</b>	<b>962</b>	<b>953</b>	<b>1,011</b>	<b>869</b>	<b>779</b>	<b>1,018</b>	<b>1,019</b>	<b>1,019</b>	<b>1,013</b>	<b>995</b>	<b>952</b>	<b>1,060</b>
<b>Profitability</b>												
EBITDA % Net Rev	29%	44%	10%	30%	28%	0%	29%	29%	22%	27%	33%	70%
Operating Margin %	17.5%	34%	-3%	20%	16%	-15%	18%	18%	10%	15%	22.8%	66.1%
Rev Ded % Net Rev	52%	37%	61%	51%	57%	67%	47%	47%	60%	60%	46%	57%
Bad Debt % Net Pt Rev	10.0%	4%	17%	7%	10%	13%	4%	4%	13%	12%	6.3%	22.7%
Outpatient Revenue %	96%	96%	96%	97%	97%	96%	98%	98%	97%	98%	97%	97%
Gross Patient Revenue/Adjusted Admission	\$ 7,810	\$ 5,431	\$ 6,315	\$ 4,236	\$ 4,444	\$ 6,807	\$ 5,109	\$ 6,874	\$ 6,879	\$ 6,879	\$ 5,317	\$ 6,520
Net Patient Revenue/Adjusted Admission	\$ 3,781	\$ 3,431	\$ 2,475	\$ 2,082	\$ 1,928	\$ 2,264	\$ 2,722	\$ 2,774	\$ 2,745	\$ 2,745	\$ 2,856	\$ 2,775
Salaries % Net Pt Rev	44%	33%	65%	40%	50%	76%	40%	48%	48%	55%	36%	41%
Benefits % Net Pt Rev	8%	7%	14%	8%	7%	14%	8%	10%	10%	9%	-3%	11%
Supplies % Net Pt Rev	6%	6%	11%	8%	8%	12%	6%	6%	9%	8%	7%	7%
<b>Cash and Liquidity</b>												
Days Cash on Hand	209	187	175	189	159	154	158	139	117	117	134	93
A/R Days (Gross)	62	63	68	62	66	61	65	64	65	65	68	75
A/R Days (Net)	37	39	49	37	41	37	44	42	44	44	44	50
Days in AP	18	15	16	14	19	19	24	28	22	22	18	29
Current Ratio	9.5	9.8	8.3	9.7	9.5	8.0	8.2	7.8	8.8	8.8	6.3	5.5

Sierra Vista Hospital  
Detailed Stats by Month  
3/31/2026  
(SUBJECT TO AUDIT)

Description	FY2026	Avg FY2026	Month	Month	Month	Month	Month	Month	Month	Month	Month	Month	Month	Month
			Ending	Ending	Ending	Ending	Ending	Ending	Ending	Ending	Ending	Ending	Ending	Ending
			6/30/2026	5/31/2026	4/30/2026	3/31/2026	2/28/2026	1/31/2026	12/31/2025	11/30/2025	10/31/2025	9/30/2025	8/31/2025	7/31/2025
Total Acute Patient Days	724	80	103	83	83	125	98	91	65	56	56	52	51	51
Total Swingbed Patient Days	182	20	39	44	44	3	*	15	33	5	43	1,234	1,234	1,234
Total Acute Hours (based on Disch His)	17,632	1,959	2,467	1,990	1,990	2,997	2,777	2,030	1,558	1,345	1,345	1,234	1,234	1,234
<b>TOTAL ACUTE</b>														
Patient Days	724	80	103	83	83	125	98	91	65	56	56	52	51	51
Admits	244	27	27	32	29	29	40	31	29	19	21	21	16	16
Discharges	243	27	29	28	37	36	36	30	27	22	17	17	17	17
Discharge Hours	17,632	1,959	2,467	1,990	1,990	2,997	2,777	2,030	1,558	1,345	1,345	1,234	1,234	1,234
Avg LOS	3.0	3.0	3.6	3.0	3.0	3.4	2.7	3.0	2.4	2.5	2.5	3.1	3.0	3.0
Medicare Acute														
Patient Days	472	52	78	61	61	99	60	41	33	26	26	38	36	36
Admits	141	16	14	23	19	19	27	13	15	9	9	11	10	10
Discharges	141	16	17	19	27	27	21	13	14	9	9	10	11	11
Discharge Hours	11,656	1,295	1,877	1,463	1,463	2,376	1,849	910	789	614	614	905	873	873
Avg LOS	3.3	3.3	4.6	3.2	3.2	3.7	2.9	3.2	2.4	2.9	2.9	3.8	3.3	3.3
<b>SWING - ALL (Medicare/Other)</b>														
Patient Days	182	20	39	44	44	3	0	15	33	5	5	43	0	0
Admits	18	2	2	4	4	2	0	1	2	2	2	4	4	4
Discharges	19	2	3	5	5	1	0	1	3	1	1	5	0	0
Discharge Hours	4,489	499	935	1,049	1,049	213	0	359	782	115	115	1,036	0	0
Avg LOS	9.6	9.6	13.0	8.8	8.8	3.0	#DIV/0!	15.0	11.0	5.0	5.0	8.6	#DIV/0!	#DIV/0!
Observations														
Patient Days	190	21	9	14	14	11	39	18	31	23	23	22	23	23
Admits	164	18	7	8	8	12	28	18	29	25	25	16	21	21
Discharge Hours	4,544	505	207	326	326	270	942	443	736	546	546	529	545	545
Emergency Room														
Total ER Patients	6,316	702	713	650	650	703	845	631	704	624	624	726	720	720
Admitted	191	21	24	21	21	25	36	20	19	19	19	17	10	10
Transferred	607	67	62	47	47	46	66	80	73	63	63	84	86	86
Ambulance														
Total ALS/BLS runs	2,744	305	311	236	236	270	310	332	347	263	263	310	365	365
911 Calls	2,129	237	254	191	191	229	248	240	261	198	198	231	277	277
Transfers	615	68	57	45	45	41	62	92	86	65	65	79	88	88
OP Registrations	7,861	873	929	855	855	824	807	669	935	950	950	886	1,006	1,006
Rural Health Clinic														
Total RHC Visits	5,826	647	614	649	649	703	568	525	669	701	701	701	696	696
Avg Visits per day	279	31	27	33	33	35	28	28	29	35	35	32	32	32
Behavioral Health														
Patients Seen	2,793	310	348	304	304	308	301	254	349	318	318	312	299	299



## Volume Trends





Sierra Vista Hospital  
INCOME STATEMENT by Month  
March 31, 2026

Description	Month Ending 6/30/2026	Month Ending 5/31/2026	Month Ending 4/30/2026	Month Ending 3/31/2026	Month Ending 2/28/2026	Month Ending 1/31/2026	Month Ending 12/31/2025	Month Ending 11/30/2025	Month Ending 10/31/2025	Month Ending 9/30/2025	Month Ending 8/31/2025	Month Ending 7/31/2025
<b>Revenues</b>												
Gross Patient Revenue	\$ 5,662,278	\$ 4,887,668	\$ 4,893,831	\$ 5,647,822	\$ 4,739,735	\$ 5,275,087	\$ 5,364,961	\$ 5,738,007	\$ 5,847,037	\$ 5,788,007	\$ 5,738,007	\$ 5,847,037
Revenue Deductions	2,276,888	1,416,986	2,364,170	2,266,003	2,140,343	2,874,405	2,149,035	2,716,587	2,957,705	2,149,035	2,716,587	2,957,705
Contractual Allowances	303,680	117,089	388,353	218,764	229,673	258,219	130,496	347,559	329,828	130,496	347,559	329,828
Bad Debt	340,611	265,423	223,434	387,967	316,036	387,955	386,919	386,919	226,592	386,919	386,919	226,592
Other Deductions	2,821,190	1,799,498	2,975,958	2,872,734	2,686,052	3,520,590	2,508,076	3,451,065	3,514,124	2,508,076	3,451,065	3,514,124
Total Revenue Deductions	\$ -	\$ -	\$ -	\$ -	\$ -	\$ -	\$ -	\$ -	\$ -	\$ -	\$ -	\$ -
Net Patient Revenue	\$ 2,741,088	\$ 3,088,170	\$ 1,917,874	\$ 2,775,865	\$ 2,056,008	\$ 1,754,907	\$ 2,857,736	\$ 2,311,267	\$ 2,332,913	\$ 2,857,736	\$ 2,311,267	\$ 2,332,913
Gross to Net %	#DIV/0!	#DIV/0!	#DIV/0!	48%	63%	39%	49%	53%	40%	53%	46%	40%
Other Operating Revenue	677,362	821,998	984,589	871,800	1,053,020	881,478	635,748	954,057	869,741	635,748	954,057	869,741
Non-Operating Revenue	378,865	400,469	311,824	216,800	338,177	319,842	376,662	359,733	768,770	376,662	359,733	768,770
Total Operating Revenue	\$ 3,797,315	\$ 4,310,637	\$ 3,214,287	\$ 3,864,265	\$ 3,437,205	\$ 2,955,827	\$ 3,870,147	\$ 3,625,057	\$ 3,971,423	\$ 3,870,147	\$ 3,625,057	\$ 3,971,423
<b>Expenses</b>												
Salaries & Benefits	\$ 1,458,206	\$ 1,372,469	\$ 1,537,565	\$ 1,369,070	\$ 1,198,263	\$ 1,593,370	\$ 1,407,966	\$ 1,361,986	\$ 1,509,302	\$ 1,407,966	\$ 1,361,986	\$ 1,509,302
Salaries	1,203,468	1,025,515	1,255,535	1,115,468	1,022,145	1,327,514	1,133,388	1,113,046	1,278,160	1,133,388	1,113,046	1,278,160
Benefits	230,241	212,886	266,230	227,504	138,533	247,665	247,697	225,406	213,337	247,697	225,406	213,337
Other Salary & Benefit Expense	24,496	34,068	15,800	26,099	37,585	18,190	31,881	21,535	17,805	31,881	21,535	17,805
Supplies	157,095	174,806	217,563	221,434	163,803	206,937	176,933	208,274	189,341	176,933	208,274	189,341
Contract Services	580,655	501,695	632,927	615,293	652,646	627,604	679,489	728,657	714,849	679,489	728,657	714,849
Professional Fees	210,514	203,574	222,320	196,113	207,101	205,305	206,800	195,433	190,394	206,800	195,433	190,394
Leases/Rentals	2,912	2,912	4,738	4,834	4,493	6,349	4,793	5,074	5,924	4,793	5,074	5,924
Utilities	47,650	38,565	37,754	36,645	43,104	38,129	47,637	47,637	57,944	47,637	54,993	57,944
Repairs / Maintenance	51,624	37,987	43,807	42,173	47,233	72,216	35,678	101,773	78,682	35,678	101,773	78,682
Insurance	151,137	151,554	155,427	137,689	124,655	139,057	137,741	149,270	139,535	137,741	149,270	139,535
Other Operating Expenses	28,337	23,063	28,519	68,056	34,381	55,486	32,564	26,101	25,127	32,564	26,101	25,127
Total Operating Expenses	\$ 2,688,130	\$ 2,406,626	\$ 2,880,621	\$ 2,691,308	\$ 2,475,680	\$ 2,944,453	\$ 2,729,601	\$ 2,831,562	\$ 2,911,108	\$ 2,729,601	\$ 2,831,562	\$ 2,911,108
EBITDA	\$ 1,109,185	\$ 1,904,011	\$ 333,666	\$ 1,172,957	\$ 961,526	\$ 1,137,474	\$ 1,140,546	\$ 793,495	\$ 1,060,315	\$ 1,140,546	\$ 793,495	\$ 1,060,315
EBITDA Margin	#DIV/0!	#DIV/0!	#DIV/0!	30%	28%	39%	29%	22%	27%	29%	22%	27%
<b>Non-Operating Expenses</b>												
Depreciation and Amortization	\$ 289,679	\$ 265,799	\$ 289,486	\$ 253,406	\$ 290,466	\$ 298,662	\$ 290,764	\$ 298,975	\$ 298,975	\$ 290,764	\$ 298,975	\$ 298,975
Interest	95,153	95,368	95,583	95,796	96,161	96,219	96,429	96,943	96,846	96,429	96,943	96,846
Tax/Other	58,799	66,569	31,530	57,702	37,089	55,205	50,769	52,856	51,186	50,769	52,856	51,186
Total Non Operating Expenses	\$ 443,631	\$ 427,736	\$ 416,599	\$ 406,904	\$ 423,717	\$ 448,087	\$ 437,963	\$ 448,774	\$ 447,007	\$ 437,963	\$ 448,774	\$ 447,007
NET INCOME (LOSS)	\$ 665,554	\$ 1,476,274	\$ 822,932	\$ 766,053	\$ 553,809	\$ 438,713	\$ 702,583	\$ 344,722	\$ 613,308	\$ 702,583	\$ 344,722	\$ 613,308
Net Income Margin	#DIV/0!	#DIV/0!	#DIV/0!	20%	16%	15%	18%	10%	15%	18%	10%	15%

Sierra Vista Hospital  
TWELVE MONTH INCOME STATEMENT  
March 31, 2026

Description	3/31/2026	Month Ending 2/28/2026	Month Ending 1/31/2026	Month Ending 12/31/2025	Month Ending 11/30/2025	Month Ending 10/31/2025	Month Ending 9/30/2025	Month Ending 8/31/2025	Month Ending 7/31/2025	Month Ending 6/30/2025	Month Ending 5/31/2025	Month Ending 4/30/2025
<b>Revenues</b>												
Gross Patient Revenue	\$ 5,662,278	\$ 4,887,668	\$ 4,893,931	\$ 5,647,822	\$ 4,739,735	\$ 5,275,087	\$ 5,364,961	\$ 5,728,007	\$ 5,847,037	\$ 5,782,787	\$ 5,061,742	\$ 6,302,516
Revenue Deductions	2,276,888	1,416,986	2,364,170	2,266,003	2,140,343	2,874,405	2,149,035	2,716,587	2,957,705	2,135,450	2,566,661	2,666,669
Contractual Allowances	303,690	117,089	388,353	218,764	229,673	258,219	130,496	347,559	329,828	204,655	262,403	788,464
Bad Debt	340,611	265,423	223,434	387,967	316,036	387,955	228,545	386,919	226,592	383,341	169,178	165,157
Other Deductions	\$ 2,921,190	\$ 1,799,498	\$ 2,975,958	\$ 2,872,734	\$ 2,686,052	\$ 3,520,580	\$ 2,508,076	\$ 3,451,065	\$ 3,514,124	\$ 2,723,446	\$ 2,998,242	\$ 3,620,289
Other Patient Revenue	0	0	1	577	2,325	0	851	34,326	0	777	3,827	0
Net Patient Revenue	\$ 2,741,088	\$ 3,088,170	\$ 1,917,874	\$ 2,775,665	\$ 2,056,008	\$ 1,754,507	\$ 2,857,736	\$ 2,311,267	\$ 2,332,913	\$ 3,060,118	\$ 2,067,327	\$ 2,682,227
Gross to Net %	48%	63%	39%	49%	43%	33%	53%	40%	40%	52.9%	41%	43%
Other Operating Revenue	677,362	821,998	984,589	871,800	1,053,020	881,478	635,748	954,057	869,741	794,779	353,270	7,120,736
Non-Operating Revenue	378,865	400,469	311,824	216,800	328,177	319,842	376,662	359,733	768,770	480,337	401,868	330,034
<b>Total Operating Revenue</b>	<b>\$ 3,797,315</b>	<b>\$ 4,310,637</b>	<b>\$ 3,214,287</b>	<b>\$ 3,864,265</b>	<b>\$ 3,437,205</b>	<b>\$ 2,955,827</b>	<b>\$ 3,870,147</b>	<b>\$ 3,625,057</b>	<b>\$ 3,971,423</b>	<b>\$ 4,335,235</b>	<b>\$ 2,822,465</b>	<b>\$ 10,132,997</b>
<b>Expenses</b>												
Salaries & Benefits	1,458,206	1,272,469	1,537,565	1,369,070	1,196,263	1,593,370	1,407,966	1,361,986	1,509,302	1,147,793	1,362,315	1,404,547
Salaries	1,203,468	1,025,515	1,255,535	1,115,468	1,022,145	1,327,514	1,133,388	1,115,046	1,278,160	1,147,010	1,144,644	1,090,671
Benefits	230,241	212,886	266,230	227,504	136,533	247,665	242,697	225,406	213,337	(24,179)	202,156	295,778
Other Salary & Benefit Expense	24,496	34,068	15,800	26,099	37,585	18,190	31,881	21,535	17,805	24,962	15,516	18,099
Supplies	157,095	174,806	217,563	221,434	163,803	206,937	176,933	208,274	189,341	226,131	150,093	200,445
Contract Services	580,655	501,696	632,927	615,293	652,646	627,604	679,489	728,657	714,849	199,831	725,597	979,527
Professional Fees	210,514	203,574	222,320	196,113	207,101	205,305	206,800	195,433	190,394	195,530	209,863	182,456
Leases/Rentals	2,912	2,912	4,738	4,834	4,493	6,349	4,793	5,074	5,924	6,121	4,185	6,381
Utilities	47,650	38,565	37,754	36,645	43,104	38,129	47,637	54,993	57,944	55,976	44,982	43,010
Repairs / Maintenance	51,624	37,987	43,807	42,173	47,233	72,216	35,678	101,773	78,692	74,111	34,800	60,071
Insurance	151,137	151,554	155,427	137,689	124,655	139,057	137,741	149,270	139,535	137,785	154,946	154,450
Other Operating Expenses	28,337	23,063	28,519	68,056	34,381	55,486	32,564	26,101	25,127	68,607	29,289	32,619
<b>Total Operating Expenses</b>	<b>\$2,688,130</b>	<b>\$2,406,626</b>	<b>\$2,880,621</b>	<b>\$2,691,308</b>	<b>\$2,475,680</b>	<b>\$2,944,453</b>	<b>\$2,729,601</b>	<b>\$2,831,562</b>	<b>\$2,911,108</b>	<b>\$2,111,884</b>	<b>\$2,716,069</b>	<b>\$3,063,507</b>
EBITDA	\$1,109,185	\$1,904,011	\$333,666	\$1,172,957	\$961,526	\$11,374	\$1,140,546	\$793,495	\$1,060,315	\$2,223,350	\$106,396	\$7,069,490
EBITDA Margin	29%	44%	10%	30%	28%	0%	29%	22%	27%	51.3%	4%	70%
<b>Non - Operating Expenses</b>												
Depreciation and Amortization	289,679	265,799	289,486	253,406	290,466	298,662	290,764	298,975	298,975	763,696	256,277	239,228
Interest	95,153	95,368	95,583	95,796	96,161	96,219	96,429	96,943	96,846	120,050	76,215	75,816
Tax/Other	58,799	66,569	31,530	57,702	37,089	55,205	50,769	52,856	51,186	61,239	55,341	57,875
<b>Total Non Operating Expenses</b>	<b>\$443,631</b>	<b>\$427,736</b>	<b>\$416,598</b>	<b>\$406,904</b>	<b>\$423,717</b>	<b>\$450,087</b>	<b>\$437,963</b>	<b>\$448,774</b>	<b>\$447,007</b>	<b>\$944,984</b>	<b>\$387,833</b>	<b>\$372,919</b>
<b>NET INCOME (LOSS)</b>	<b>\$665,554</b>	<b>\$1,476,274</b>	<b>(\$82,932)</b>	<b>\$766,053</b>	<b>\$537,809</b>	<b>(\$438,713)</b>	<b>\$702,583</b>	<b>\$344,722</b>	<b>\$613,308</b>	<b>\$1,278,366</b>	<b>(\$281,498)</b>	<b>\$6,696,571</b>
Net Income Margin	18%	34%	(3%)	20%	16%	(15%)	18%	10%	15%	29.5%	(10%)	66%

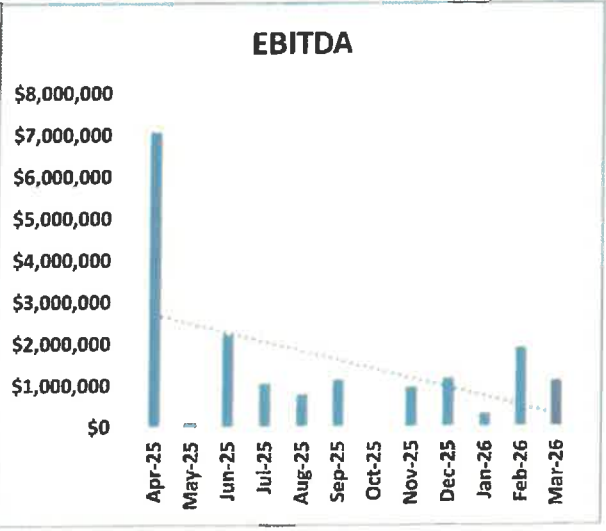
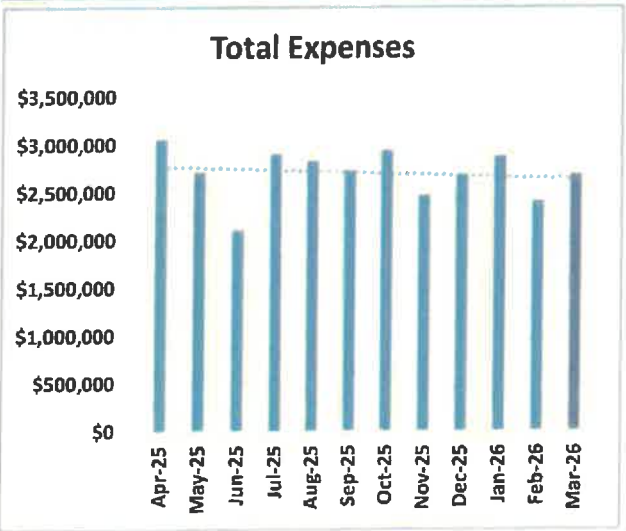
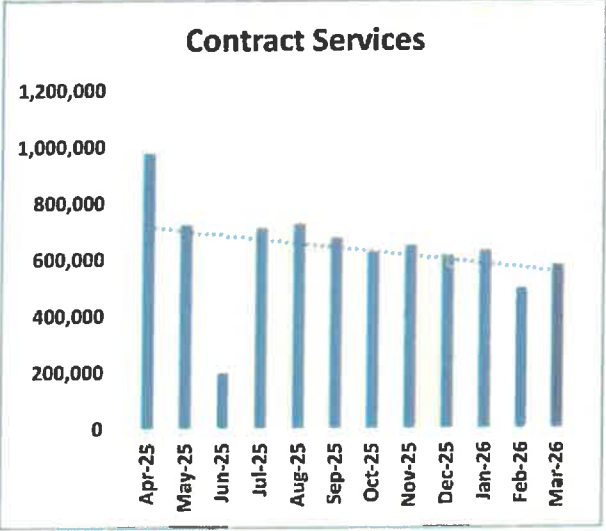
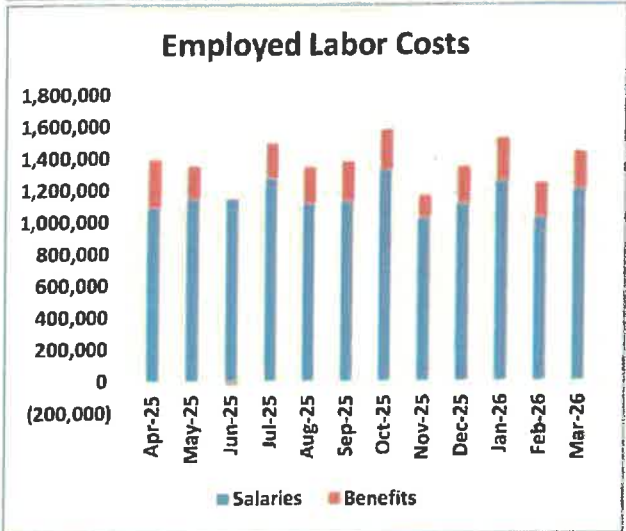
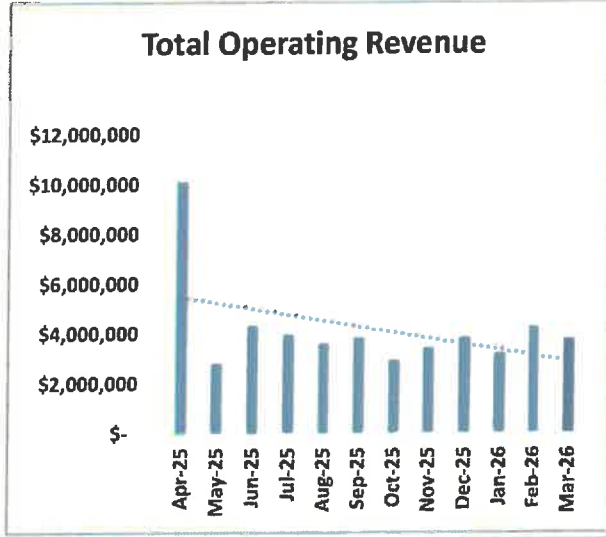
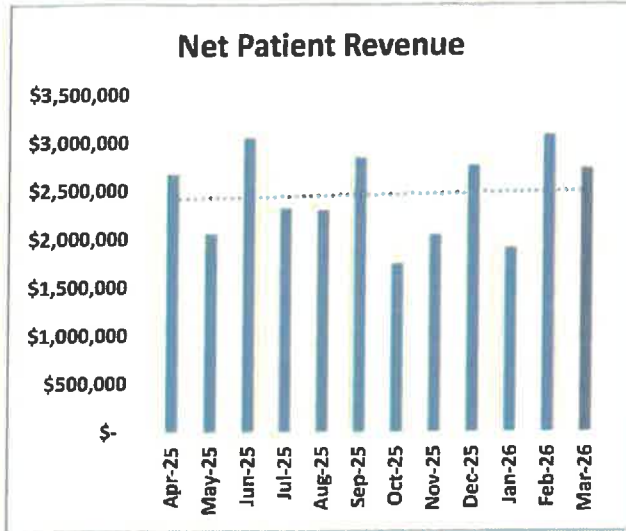
Sierra Vista Hospital  
BALANCE SHEET  
March 31, 2026

March 31, 2026 (Unaudited)		DESCRIPTION	June 30, 2025
<b>Assets</b>			
<b>Current Assets</b>			
\$ 18,855,615		Cash and Liquid Capital	\$ 13,382,416
\$ 36,277		US Bank Clearing	\$ 67,349
\$ 18,891,891		<b>Total Cash</b>	\$ 13,449,765
\$ 10,875,925		Accounts Receivable - Gross	\$ 13,053,445
\$ 7,891,367		Contractual Allowance	\$ 9,448,209
\$ 2,984,558		<b>Total Accounts Receivable, Net of Allowance</b>	\$ 3,605,236
\$ 5,956,285		Other Receivables	\$ 5,740,064
\$ 498,583		Inventory	\$ 420,992
\$ 501,933		Prepaid Expense	\$ 126,593
\$ 28,833,250		<b>Total Current Assets</b>	\$ 23,342,650
<b>Long Term Assets</b>			
\$ 59,114,904		Fixed Assets	\$ 59,959,550
\$ 25,299,100		Accumulated Depreciation	\$ 23,955,474
\$ 28,062		Construction in Progress	\$ -
\$ 33,843,866		<b>Total Fixed Assets, Net of Depreciation</b>	\$ 36,004,076
\$ 33,843,866		<b>Total Long Term Assets</b>	\$ 36,004,076
\$ 3,107,604		New Hospital Loan	\$ 2,070,015
\$ 65,784,720		<b>Total Assets</b>	\$ 61,416,741
<b>Liabilities &amp; Equity</b>			
<b>Current Liabilities</b>			
\$ 802,156		Account Payable	\$ 1,319,408
\$ 1,271,813		Interest Payable	\$ 561,483
\$ 58,706		Accrued Taxes	\$ 61,131
\$ 975,771		Accrued Payroll and Related	\$ 704,168
\$ (63,000)		Cost Report Settlement	\$ 151,000
\$ 3,045,445		<b>Total Current Liabilities</b>	\$ 2,797,190
<b>Long term Liabilities</b>			
\$ 27,161,511		Long Term Notes Payable	\$ 27,533,620
\$ 27,161,511		<b>Total Long Term Liabilities</b>	\$ 27,533,620
\$ -		Unapplied Liabilities	\$ -
\$ 282,790		Capital Equipment Lease	\$ 375,614
\$ 30,489,746		<b>Total Liabilities</b>	\$ 30,706,424
\$ 30,710,316		Retained Earnings	\$ 21,681,305
\$ 4,584,658		Net Income	\$ 9,029,011
\$ 65,784,720		<b>Total Liabilities and Equity</b>	\$ 61,416,741

Sierra Vista Hospital  
BALANCE SHEET by Month  
March 31, 2025

	6/30/2026	5/31/2026	4/30/2026	3/31/2026	2/28/2026	1/31/2026	12/31/2025	11/30/2025	10/31/2025	9/30/2025	8/31/2025	Month Ending 7/31/2025
<b>Assets</b>												
<b>Current Assets</b>												
Cash and Liquid Capital												
US Bank Clearing												
Total Cash	\$0	\$0	\$0	\$0	\$16,963,492	\$16,006,015	\$17,189,992	\$14,586,957	\$14,495,631	\$14,873,676	\$13,276,906	\$11,754,654
Accounts Receivable - Gross												
Contractual Allowance												
Total Accounts Receivable, Net of Allowance	\$ -	\$ -	\$ -	\$ -	\$ 3,110,630	\$ 3,663,309	\$ 2,875,102	\$ 3,095,727	\$ 2,817,309	\$ 3,667,800	\$ 3,250,033	\$ 3,533,756
Other Receivables												
Inventory												
Prepaid Expense												
Total Current Assets	\$0	\$0	\$0	\$0	\$27,861,757	\$26,672,838	\$26,431,185	\$25,426,052	\$25,297,617	\$25,598,189	\$24,815,370	\$24,028,433
<b>Long Term Assets</b>												
Fixed Assets												
Accumulated Depreciation												
Construction in Progress												
Total Fixed Assets, Net of Depreciation	\$ -	\$ -	\$ -	\$ -	\$3,843,866	\$4,127,198	\$4,385,728	\$4,720,034	\$5,010,500	\$5,278,109	\$5,572,018	\$5,710,265
New Hospital Loan												
Total Assets	\$ -	\$ -	\$ -	\$ -	\$65,784,720	\$63,923,616	\$63,539,998	\$62,771,153	\$62,812,972	\$63,260,825	\$62,651,206	\$61,990,313
<b>Liabilities &amp; Equity</b>												
<b>Current Liabilities</b>												
Account Payable												
Interest Payable												
Accrued Taxes												
Accrued Payroll and Related Cost Report Settlement												
Total Current Liabilities	\$0	\$0	\$0	\$0	\$3,045,445	\$2,852,068	\$2,714,662	\$2,663,998	\$3,177,877	\$3,139,587	\$3,185,340	\$2,744,229
<b>Long Term Liabilities</b>												
Long Term Notes Payable												
Total Long Term Liabilities	\$0	\$0	\$0	\$0	\$27,203,555	\$27,245,423	\$27,287,115	\$27,328,632	\$27,369,974	\$27,411,144	\$27,452,141	\$27,492,966
Capital Equipment Lease												
Total Liabilities	\$0	\$0	\$0	\$0	\$30,448,949	\$30,303,920	\$30,303,920	\$30,303,128	\$30,880,756	\$30,889,896	\$30,982,859	\$30,606,689
Retained Earnings												
Net Income												
Total Liabilities and Equity	\$0	\$0	\$0	\$0	\$65,784,720	\$63,923,616	\$63,539,998	\$62,771,153	\$62,812,972	\$63,260,825	\$62,651,206	\$61,990,313

## Financial Trends



Sierra Vista Hospital  
3/31/2026  
Reserves

Medicare Liability ("Cost Report Settlement" on Balance Sheet)  
Cost Report Bad Debt Write-Off Reserve/General Reserve  
FY26 Cost Report Receivable

	3/31/2026	Notation
	(150,000)	
	213,000	
Total Liability	<u>63,000</u>	



**ACCOUNT STATEMENT**  
 MARCH 1, 2026 - MARCH 31, 2026

Account number:  
 7KS-00379  
 Page 1 of 18



SIERRA VISTA HOSPITAL 69  
 800 E 9TH AVENUE  
 TRUTH OR CONSEQ NM 87901 - 1961

NCOSL  
 MCM

**ACCOUNT VALUE SUMMARY**

	THIS PERIOD	THIS YEAR
Beginning account value	\$15,588,467.77	\$14,046,617.52
Deposits	0.00	2,000,000.00
Withdrawals	0.00	-500,000.00
Taxable income	47,865.08	94,610.85
Change in asset value	-5,944.28	-10,839.80
Ending account value	\$15,630,388.57	\$15,630,388.57

**TOTAL PORTFOLIO VALUE**

Ending account value	\$15,630,388.57
Estimated accrued interest	137,714.08
Total portfolio value	\$15,768,102.65
Estimated annualized income	\$502,750.00

Please see "About Your Statement" on page 2 for further information.

**YOUR MESSAGE BOARD**

Important cost basis requirements remain effective as part of the overall Form 1099 reporting changes that began in 2011. For more information about these regulation changes, please visit [www.rbcclearingandcustody.com](http://www.rbcclearingandcustody.com) and select the "Legal" link at the bottom of the home page, followed by "Cost Basis Updates". Check back regularly for updates.

Whether you want to build, preserve, enjoy, or share your hard-earned wealth, we're here to help. For questions about your account, please contact your financial professional, who will be happy to assist you.

**Government Account**

**Your Financial Professional**  
 Moreton Capital Markets  
 101 S 200 E, Ste 300  
 Salt Lake City UT 84111  
 Telephone: (801) 535-3650  
 E-mail: [team@moretoncm.com](mailto:team@moretoncm.com)

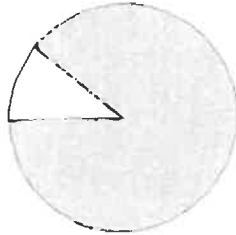


**ACCOUNT STATEMENT**  
MARCH 1, 2026 - MARCH 31, 2026



**ASSET ALLOCATION SUMMARY.**

	CURRENT VALUE	PERCENT
<input type="checkbox"/> Cash & Cash Alternatives	\$1,651,224.44	11%
<input type="checkbox"/> Fixed Income	13,979,164.13	89%
<b>Current account value</b>	<b>\$15,630,388.57</b>	<b>100%</b>



Mutual funds are included in the above categories. Funds that invest in more than one category are reported as "Mixed Assets." The Cash & Cash Alternatives figure is net of debits including any RBC Express Credit (margin) debit, if applicable.

**INVESTMENT OBJECTIVE / RISK TOLERANCE**

The investment objective for this account is: Preservation Of Principal / Income  
The risk tolerance for this account is: Low Risk  
Please see "About Your Investment Objective / Profile and Risk Tolerance" on page 2 for further information.

**GAIN/LOSS SUMMARY**

	THIS PERIOD	THIS YEAR
Total realized gain or loss	\$0.00	\$31,450.40
Short-term gain or loss	0.00	31,450.40
Long-term gain or loss	0.00	0.00
Unrealized gain or loss		AS OF MARCH 31, 2026
		-\$4,165.07

Please see "About Your Statement" on page 2 for further information.

**ACTIVITY SUMMARY**

Total account value last statement		\$15,588,467.77
Cash activity		
Beginning balance	2,103,359.36	
Money coming into your account		
Sales proceeds/redemptions	500,000.00	
Interest	42,381.50	
Dividends	5,483.58	
Total	547,865.08	
Money going out of your account		
Funds to purchase securities	-1,000,000.00	
Total	-1,000,000.00	
Ending balance	1,651,224.44	
Net change cash activity		-\$452,134.92
Change in security value		
Beginning value of priced securities	13,485,108.41	
Securities purchased	1,000,000.00	
Securities sold/redeemed	-500,000.00	
Change in value of priced securities	-5,944.28	
Ending value of priced securities	13,979,164.13	
Net change in securities value		\$494,055.72
Total account value as of March 31, 2026		\$15,630,388.57

**STATE OF NEW MEXICO  
GOVERNMENTAL SERVICES AGREEMENT  
BETWEEN  
SIERRA VISTA HOSPITAL  
AND  
SIERRA COUNTY/SIERRA COUNTY REGIONAL DISPATCH AUTHORITY**

**THIS AGREEMENT** is made and entered into by and between Sierra Vista Hospital (SVH) and Sierra County/Sierra County Regional Dispatch Authority (SCRDA). Sierra County shall act as SCRDA's fiscal agent for this Services "Agreement".

**THE PARTIES MUTUALLY AGREE:**

1. Scope of Work: SCRDA agrees to:

A. Operate a combined communications and dispatch center to serve SVHEMS located in Sierra County, and

B. By Agreement termination date, provide SVH with a written listing of calls received involving incidents in Sierra County annotated by responding entity.

2 Compensation:

At the beginning of each Fiscal Year of this Agreement, SVH shall transfer to SCRDA \$89,868.00 for Fiscal Year (FY) 2026-2027 for a total not to exceed \$89,868.00, which shall include New Mexico Governmental Gross Receipts Taxes, if applicable. This amount is a maximum amount payable under the contract, and not a guarantee that the work assigned to be performed by SCRDA under this Agreement shall equal the amount stated herein. The parties do not intend to allow SCRDA to continue to provide services without compensation when the total compensation amount is reached. SCRDA is responsible for notifying SVH when the services provided under this Agreement reach the total compensation amount, except for the variance noted below. In no event shall SVH pay SCRDA for services in excess of the compensation listed herein without prior written amendment of this Agreement.

SVH understands that SCRDA derives the \$89,868.00 rate from the percentage of calls it received the previous year divided by the allocated budgeted amount. SCRDA reasonably believes that for planning purposes, SVH can anticipate a yearly budget amount for services of \$89,868.00, with a variance of 10-15% per annum.

SCRDA shall be responsible for paying New Mexico Governmental Gross Receipts taxes levied on amounts payable under this Agreement, if applicable.

3. Upon expiration or termination of this Agreement, if either party has property or funds in its possession belonging to the other, it shall return the property immediately upon demand, and it shall return the funds in proportion to the parties' original contribution.

4. Term.

This Agreement is for one (1) year from the date of approval by the Sierra County Board of County Commissioners (hereinafter "Board" or "County"). This Contract will automatically renew on an annual basis, for up to three (3) additional one (1) year terms unless terminated pursuant to Article 5 (Termination for Convenience), Article 6 (Termination for Cause), or Article 7 (Appropriations). In accordance with Section 13-1-150 NMSA 1978, no term for a professional services contract, including extensions and renewals, shall exceed four years, except as set forth in Section 13-1-150 NMSA 1978.

5. Termination: Either party may terminate this Agreement upon written notice delivered to the other at least thirty (30) days prior to the intended termination date. By such termination, neither party may nullify obligations or duties incurred prior to the termination date. If a party fails to fulfill this Agreement's terms, after the other party provides written notice as defined herein of the failure to perform and an opportunity to comply, the notifying party may immediately terminate this Agreement for breach of contract. These provisions are not exclusive and do not waive other legal rights and remedies afforded for default or breach of contract.

6. Appropriations: The terms of this Agreement are contingent upon sufficient appropriations and authorization by the Board for the performance of this Agreement. If the Board does not make sufficient appropriations and provide authorization, this Agreement shall terminate after a thirty (30) day written notice from the County to SVH. The Board's decision as to the availability of sufficient appropriations shall be accepted by the SVHEMS as a final decision. If the Board proposes an amendment to the Agreement to reduce funding, SVHEMS shall have the option to terminate the Agreement or to agree to the reduced funding, within thirty (30) days of receipt of the proposed amendment.

7. Status of SCRDA: The parties understand and agree that SCRDA and its agents and employees are independent contractors performing professional services for SVH and are not employees of SVH. SCRDA and its agents and employees shall not accrue leave, retirement, insurance, bonding, use of vehicles, or any other benefits afforded to employees of SVH due to this Agreement. SCRDA acknowledges that all sums received hereunder are reportable by SCRDA for tax purposes, including without limitation, self-employment and business income tax. SCRDA agrees not to purport to bind SVH unless SCRDA has express written authority to do so, and then only within the strict limits of that authority.

8. Assignment: SCRDA shall not assign or transfer any interest in this

Agreement or assign any claims for money due or to become due under this Agreement without SVHEMS's prior written approval.

9. Subcontracting: SCRDA shall not subcontract any portion of the services it agrees to perform under this Agreement.

10. Confidentiality: Any confidential information provided to or discovered by SCRDA in the performance of this Agreement shall be kept confidential and shall not be disclosed by SCRDA to any individual or organization without SVHEMS's prior written approval, or unless by Court Order.

11. Conflict of Interest: SCRDA warrants that it presently has no interest in and that it shall not acquire any interest, direct or indirect, which would conflict in any manner with performance or other services required under this Agreement. SCRDA certifies that it has followed the requirements of the Governmental Conduct Act, NMSA 1978, Sections 10-16-1 through -18, regarding contracting with a public officer or state employee.

12. Amendment: Other than the rate amendment and calculation of same noted in paragraph 2, the parties do not anticipate any amendments to this contract.

13. Waiver: No waiver of any breach of this Agreement or any of the terms or conditions hereof shall be a waiver of any other or subsequent breach; no waiver shall be valid or binding unless the same be in writing and signed by the party alleged to have granted the waiver.

14. Merger: This Agreement incorporates all the agreements, covenants and understandings between the parties hereto concerning the subject matter hereof, and all such covenants, agreements and understandings have been merged into this written Agreement. No prior agreement or understanding, verbal or otherwise, of the parties or their agents shall be valid or enforceable unless as embodied in this Agreement.

15. Penalties for Violation of Law: The Procurement Code, NMSA 1978, Sections 13-1-28 through 13-1-199, imposes civil and criminal penalties. The parties agree to consider the penalty provisions of the Procurement Code in the event the terms of this Agreement are violated.

16. Equal Opportunity Compliance: SCRDA and SVH agree to abide by all federal and state laws and rules and regulations, and executive orders of the Governor of the State of New Mexico, pertaining to equal employment opportunity. If a determination is made that SCRDA or SVH is not in compliance with these requirements during the life of this Agreement, SCRDA or SVH agree to take appropriate steps to correct these deficiencies.

17. Applicable Law: The laws of the State of New Mexico shall govern this Agreement. Venue shall be proper only in a New Mexico court of competent jurisdiction in accordance with NMSA 1978, Section 38-3-1 (G). By execution of this Agreement, the parties acknowledge and agree to the jurisdiction of the courts of the State of New Mexico over any lawsuits arising under or out of any term of this Agreement.

18. Compliance with Funding Source Conditions: SCRDA shall comply with all applicable state and federal statutes and regulations imposed as a consequence of funding pursuant to this Agreement.

19. Insurance Coverage: SCRDA shall provide SVH a statement indicating that the activities described in Paragraph 1 are covered by appropriate insurance as set forth in subparts (A) and (B) of this paragraph. SCRDA agrees that this insurance shall be secured in accordance with any method allowed by applicable law, including self-insurance, pooling of self-insured reserves or insurance provided by a third party, prior to commencing work under this Agreement and in no case later than fifteen (15) days after execution of this Agreement. SCRDA shall maintain continuous insurance coverage of the activities described in Paragraph 1, so long as this Agreement is in effect. Failure to maintain such insurance coverage is reason for immediate termination of this Agreement. SCRDA shall notify SVH prior to cancellation or expiration of any insurance required under this Agreement.

A. Worker's Compensation protection that complies with the requirements of the New Mexico Worker's Compensation Act, NMSA 1978, Sections 52-1-1, et seq., if applicable. If SCRDA fails to comply with the Workers Compensation Act and applicable rules when required to do so, SVH may terminate this Agreement under the Termination procedures noted in paragraph 5.

B. Comprehensive public liability protection covering property damage and personal injury liability that may arise under this Agreement and any amendments hereto, in amounts equal to the liability limits set forth in NMSA 1978, Section 41-4-19, as it may be amended from time to time.

20. Records and Audit: SCRDA shall maintain detailed time and expenditure records that indicate the date, time, nature and cost of services rendered during the Agreement's term and effect and retain them for seven (7) years after the termination date specified in Section 4, Term. These records shall be maintained and available within the State of New Mexico if SCRDA has an office within the state; otherwise, SCRDA shall make such records available to SVH within fifteen (15) days upon SVH's request, or within a reasonably mutual agreeable time determined by the parties. During this time, such records shall be subject to inspection by SVH, the Department of Finance ("DFA"), and the New Mexico State Auditor upon reasonable notice and under reasonable conditions. SVHEMS shall have the right to audit billings both before and after payment upon reasonable notice and under reasonable conditions. Payment under this Agreement shall not foreclose SVH's right to recover excessive or illegal payments. The periods of

inspection and audit may be extended for records that relate to litigation or settlement of claims arising out of performance of this Agreement and shall continue until all potential litigation, appeals, claims or exceptions have expired or been resolved.

21. Liability: Neither party shall be responsible for liability incurred due to the other party's acts or omissions in connection with this Agreement. Any liability claimed due to this Agreement is subject to the immunities and limitations of the New Mexico Tort Claims Act, NMSA 1978, Sections 41-4-1, et seq., as amended as well as applicable contract law, and common law of the State of New Mexico.

22. Minimum Wage Rate: If applicable, SCRDA shall comply with minimum wage rates as established by the New Mexico Department of Workforce Solutions, Labor and Industrial Division, and with all other applicable requirements of that Division, including posting of the wage rates in a prominent location on the site for hiring and performing of this Agreement.

23. Invalid Term or Condition: If any term or condition of this Agreement shall be held invalid or unenforceable, the remainder of this Agreement shall not be affected and shall be valid and enforceable.

24. Enforcement of Agreement: A party's failure to require strict performance of any provision of this Agreement shall not waive or diminish that party's right thereafter to demand strict compliance with that or any other provision. No waiver by a party of any of its rights under this Agreement shall be effective unless express and in writing, and no effective waiver by a party of any of its rights shall be effective to waive any other rights.

25. Authority: If SCRDA is other than a natural person, the individual(s) signing this Agreement on behalf of SCRDA represent and warrant that he or she has the power and authority to bind SCRDA, and that no further action, resolution, or approval from SCRDA is necessary to enter into a binding contract.

26. Notice:

Any notice required to be given to either party by the Agreement shall be in writing and shall be delivered in person, by courier service or by U.S. mail, either first class or certified, return receipt requested, postage prepaid, as follows:

To SVH:

CEO at SVH  
800 East Ninth Avenue  
Truth or Consequences, NM 87901

To SCRDA:

Michelle Atwell, Director  
Sierra County Regional Dispatch Authority  
1712 N. Date Suite G  
Truth or Consequences, NM 87901

**IN WITNESS WHEREOF**, the parties hereto have herein below executed this Agreement.

**SIERRA VISTA HOSPITAL**

By: \_\_\_\_\_ Date: \_\_\_\_\_  
CEO or Designee

**SIERRA COUNTY/SIERRA COUNTY REGIONAL DISPATCH AUTHORITY**

By: \_\_\_\_\_ Date: \_\_\_\_\_  
Authorized Representative Signature

\_\_\_\_\_  
Printed Name and Title

**BOARD OF SIERRA COUNTY REGIONAL DISPATCH AUTHORITY**

**APPROVED, ADOPTED AND PASSED** on this 20th day of May, 2026.

\_\_\_\_\_  
Mike Williams, Chair

\_\_\_\_\_  
Deb Stubblefield, Vice Chair

\_\_\_\_\_  
Luis Tavizon, Board Member

\_\_\_\_\_  
Gary Whitehead, Board Member

\_\_\_\_\_  
Josh Baker, Board Member

\_\_\_\_\_  
Amber Vaughn, Board Member

Attest:

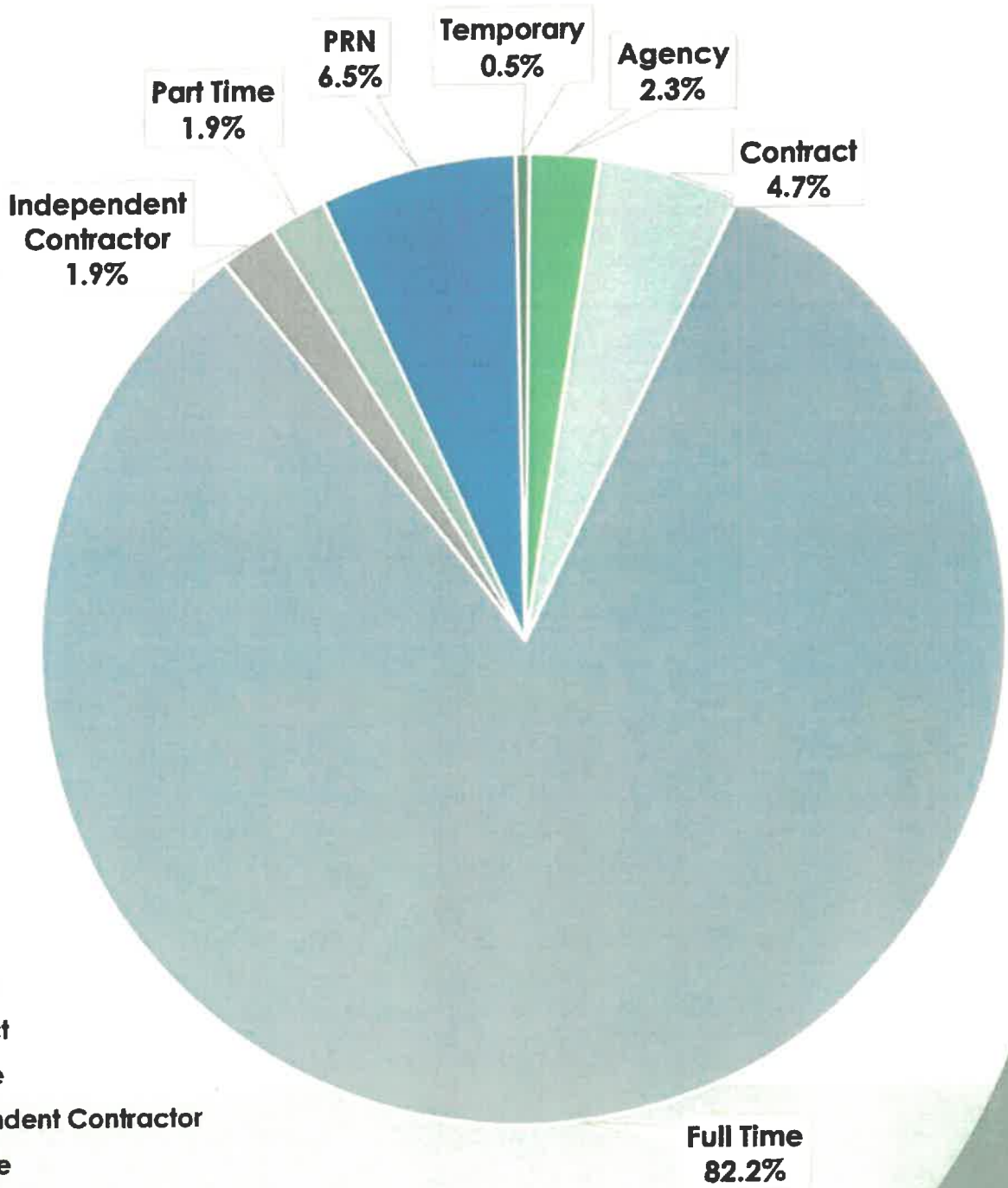
\_\_\_\_\_  
Michelle Atwell  
Sierra County Regional Dispatch Authority Secretary



# Human Resources Governing Board Report

## March 2026

### Staffing Matrix




- Agency
- Contract
- Full Time
- Independent Contractor
- Part Time
- PRN
- Temporary



# Human Resources Governing Board Report

## March 2026

### FTE Utilization



### 9 Month Trend By Category

	<u>June '25</u>	<u>March '26</u>	<u>9 Month Trend Change</u>
Agency	7%	2.3%	-4.8%
Contract	5%	4.7%	-0.3%
Full Time	76%	82.2%	6.2%
Independent Contractor	1%	1.9%	0.9%
Part Time	3%	1.9%	-1.1%
PRN	5%	6.5%	1.5%
Temporary	3%	0.5%	-2.5%
Utilized FTE	211	200.75	-4.98



# Human Resources Governing Board Report

## March 2026

### Vacancies (As of 04/21/2026)

FTE Count	Title	Status	Department
1	Respiratory Therapist	FT	Cardiopulmonary
1	Echo Cardio Tech	FT	Cardiopulmonary
1	Physical Therapist	FT	Rehab Services
1	Physical Therapist Assistant	FT	Rehab Services
3	Medical Assistant	FT	Clinic
2	LPN	FT	Clinic
1	Certified Nurse Practitioner	FT	Clinic
1	Pharmacist	FT	Pharmacy
1	House Supervisor, RN	FT	Nursing Administration
1	Security Guard	FT	Security
1	Registration Clerk	FT	Business Office

### New Hires (March 2026)


FTE Count	Title	Status	Department
1	Security Guard	FT	Security
1	EMT, Basic	FT	Ambulance
.50	(2) EMT, Basic	PRN	Ambulance
.25	CNA/Unit Clerk	PRN	Med/Surg
1	EVS Technician	FT	Housekeeping

### Turnover (March 2026)

FTE Count	Title	Status	Department
1	Registered Nurse	Agency	Emergency Department
.25	EMT-Basic	PRN	Ambulance
.50	Nursing Admin Assistant	PT	Quality
1	Certified Medical Assistant	Agency	Clinic
1	Certified Medical Assistant	FT	Clinic
1	Registration Clerk	FT	Business Office
1	Security Guard	FT	Security

Turnover Rate: 7.2%  
Based on an average FTE target of 195

### First Year Turnover Rate



Agency Included    Without Agency



# Human Resources Governing Board Report

## March 2026

### **Current Projects**

- Sections 1, 2, 6, and 7 have been implemented, and leadership orientation sessions have been completed. The next phase of orientation will focus on staff. The second-stage release of additional policy sections has been postponed and is now targeted for completion by June 30, 2026. This adjustment reflects the need for expanded training and development, as well as further evaluation of workplace culture and experience of care in response to feedback from the Employee Satisfaction Survey.
- Current Response & Action Plans from Employee Satisfaction Survey Feedback
  - ❑ De-Escalation Training: SVH has scheduled on-site de-escalation training in partnership with the Public Safety Psychology Group. Training will be provided to patient-facing staff and security response teams beginning May 8th and concluding July 10th.
  - ❑ SVH Leadership Training and Development Program: SVH is partnering with Ovation to develop a leadership training and development program aligned with current organizational needs. The program is intended to establish an ongoing framework for continuous leadership development and succession planning.
  - ❑ Workplace Culture and Experience of Care Assessment: SVH is collaborating with Ovation and third-party vendors to survey and assess workplace culture and the experience of care. Findings and corresponding action plans will support compliance with The Joint Commission's 2026 National Performance Goals 11 and 12.

### **In-Process Improvements**

- Evaluating current HR compliance with Joint Commission's 2026 National Performance Goals 11 & 12 and identifying areas for improvement.
  - ❑ Goal 11: The critical access hospital maintains workplace and patient safety.
  - ❑ Goal 12: The critical access hospital is staffed to meet the needs of the patients it serves, and staff are competent to provide safe, quality care.

## CNO Report April 2026

- Gina and Karen from Ovation are with SVH this week to conduct a Quality and Experience of Care Assessment, we are excited to have them provide education and guidance.
- TNCC classes are scheduled to have a second trainer educated and nurses in the ED educated.
- House Supervisors will be re-certified with NRP and STABLE, this training helps prepare our staff to provide critical care to the smallest of our community.
- Three international nurses onboarded, evaluations of strengths and opportunities completed and working withing with a seasoned preceptor.
- Education across all departments to meet legal requirements of CARA (Comprehensive Addiction and Recovery Act & Substance Exposed Newborns) and the right of a patient to use a Doula. Although we do not deliver babies except in emergent situations, we need to be aware of the laws and follow our policies.

Respectfully submitted,

*Sheila F. Adams, RN, MSN, MHA*

## **CEO Report**

- **Baby Box event Apr 21<sup>st</sup> – over 75 people attended (community, providers, staff, board, legislators, mayors, local healthcare community)**
- **Master Facility Plan updates in progress – recommendations from the board and admin staff**
- **Provider Recruitment – Amanda Williams, FNP – start date June 15 - Walk In**
  - **Stephnie Leeson, FNP – start date July 13 - Walk In**
  - **Jocelyn Fiaschetti, LCSW – start date May 18 – BH RHC**
  - **Interview Jared Holman, FNP Apr. 28 - Family Med RHC**
- **De-escalation Training for staff May – July (grant funded)**
- **Ovation onsite for Quality and Experience of Care assessment week of Apr 27**
- **Leadership education assessment for training opportunities – this is from requests received through the employee engagement survey for management training**
- **Strategic Planning continues to move forward, May 20 meeting with leaders and Board**
- **RHDF Grant submission for Funds to cover operational losses – RHC**  
**Assessment of RHC workflow, efficiencies, improve registration process**
- **Cerner AI provider documentation trial**
- **Centegix – security badges – implementation complete Apr 30**
- **Community Engagement Plan**
- **SB3 Workshops – continuing to work with local resources to determine how to use the SB3 funding for Sierra County**
- **Denim & Diamonds raised \$85,000**